



Advertising Kit

Thank you for your interest in advertising with SecurityGuardTrainingHQ.com!

This Advertising Kit is broken down into 4 parts:

1. A Brief Company Bio
2. Website Traffic and Demographics
3. Advertising Options and FAQ
4. How to Get Started

Company Information

SecurityGuardTrainingHQ.com was established in August of 2010. It was created to provide the best security guard training information for those looking to enter the industry and has since become the **#1 Security Guard Training website in the world.**

What's unique about SGTHQ is that we don't sell security guard training services. We provide the information that people need to get started fast, **and we leave the training to the expert companies, like yours.**

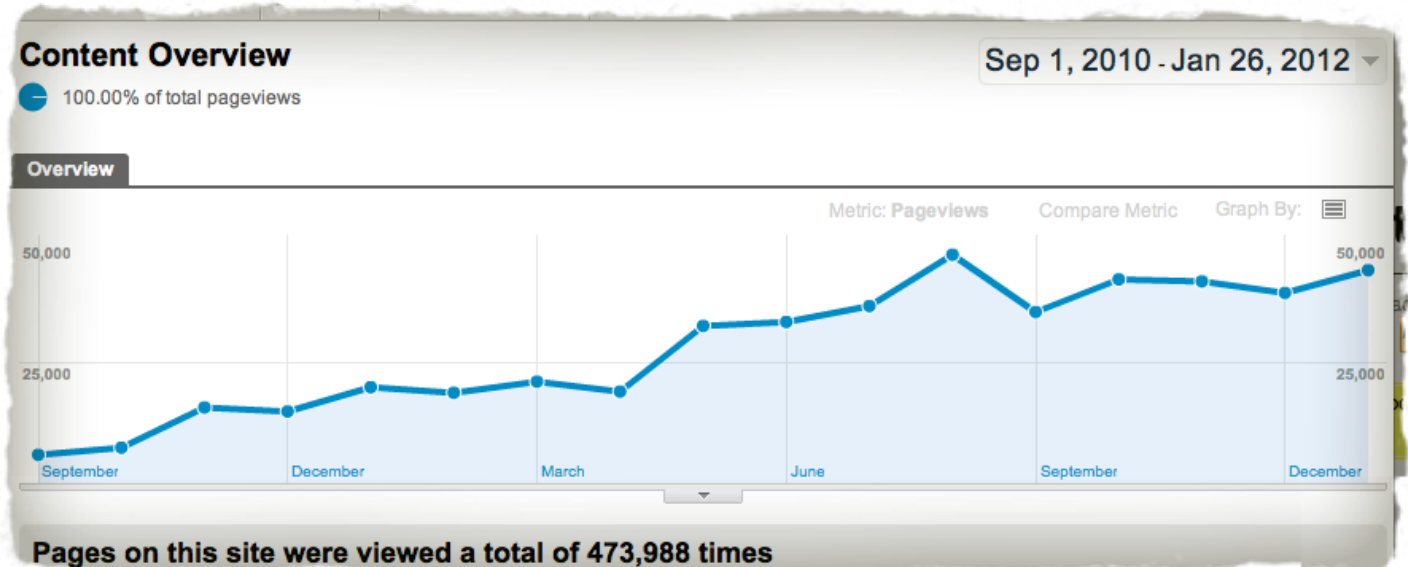
This is why the SGTHQ advertising kit is a great opportunity for your company. We have the targeted leads who are anxious to begin training, and by advertising you will become their training solution.

Website Traffic and Demographics

We receive thousands of pageviews every single day from people dedicated to becoming security guards, which means more targeted visitors to your site and more clients and leads for your business.

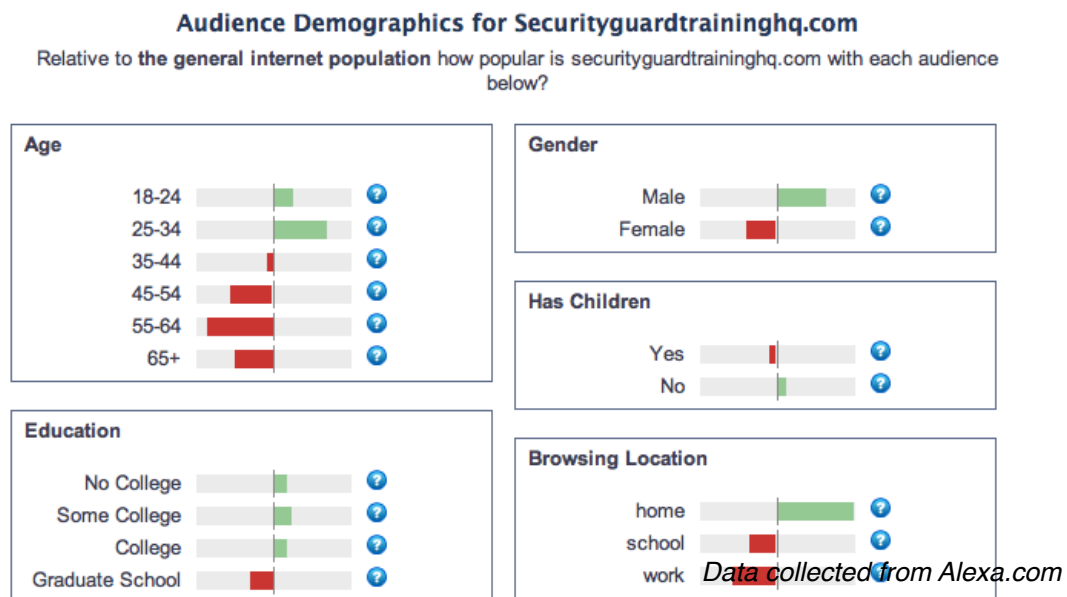
Over the last year and a half we have increased our monthly web traffic by 650%, and we anticipate the growth to continue.

Growth of SecurityGuardTrainingHQ.com



Most of our visitors and web traffic comprise of Males between the ages of 18 and 34, with varying degrees of education.

Please see the chart below for more demographic information about our visitors:

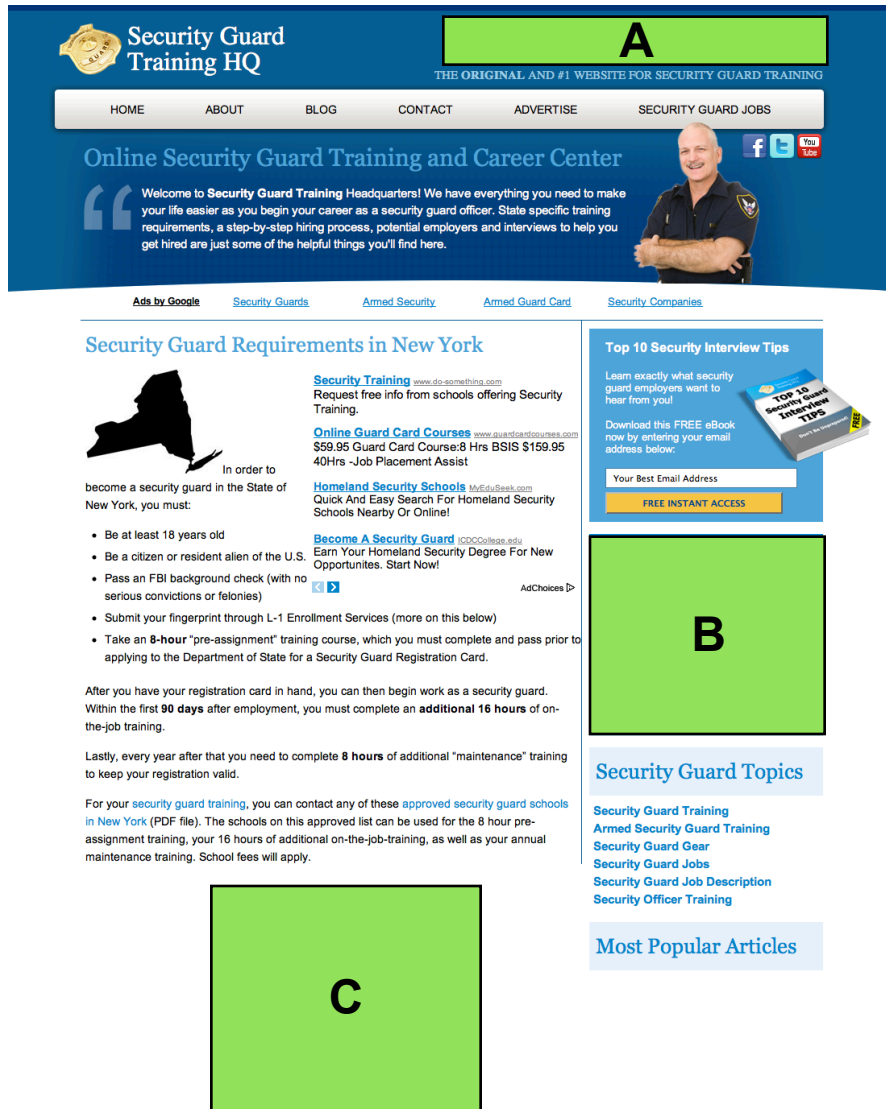


As you can see, SGTHQ combines the best mix of traffic and demographics for your security guard training business.

Advertising Options

We currently have three (3) BANNER advertising options to **INSTANTLY** create your ad on SecurityGuardTrainingHQ.com:

- ▶ **A.** 468x60 Banner Ad at the TOP of the website. This will be shown on all pages of the website. *****Best Value*****
- ▶ **B.** 290x250 Banner Ad in the RIGHT SIDEBAR of the website. This is shown “above-the-fold” and on all pages of the website as well.
- ▶ **C.** 300x300 Banner Ad at the BOTTOM of each article on the website.



The screenshot shows the Security Guard Training HQ website. At the top, there is a navigation bar with links for HOME, ABOUT, BLOG, CONTACT, ADVERTISE, and SECURITY GUARD JOBS. A green banner labeled 'A' is positioned at the top of the page. Below the navigation bar, there is a main content area with a welcome message and a photo of a security guard. To the right of the main content, there is a sidebar with a green banner labeled 'B'. At the bottom of the main content area, there is a green banner labeled 'C'. The sidebar also contains a section for 'Top 10 Security Interview Tips' and a 'Security Guard Topics' section with links to various training and job-related content.

To view our current ad rates, go to: <http://www.securityguardtraininghq.com/rates>

Banner Advertisement FAQ:

1. Who supplies the banner advertisement graphics?

You will supply the graphics of the appropriate size. They can be uploaded to the advertising system at anytime after purchase - you don't have to have the graphic ready before you make a purchase.

2. How long will the advertisements show for?

When you purchase advertising from us, you can select the length of time you'd like to have the ad shown.

Please note that there are only a few spots available for each ad zone, so there may be other companies who are wait listed.

3. Can I check my stats online for my ad(s)?

Yes. When you purchase an advertising package you will be sent a login and password for our online advertising system. At any time you can log in and check the statistics of your existing ads - both for impressions (the number of times the ad was shown), and clicks on the ad itself.

4. What can I do to increase my click-through rates?

If you find you're getting a lot of impressions, but very little click-throughs, it's probably because of the design of your specific advertisement. At any time you can log back into your account and upload a new banner ad and see if that one performs better.

5. Can I only show advertisements to people who live in my city or state?

Absolutely. After you make a purchase, your ad will be shown to everyone - however you can email advertising@securityguardtraininghq.com and request that your ad only be shown to a specific region, if you wish.

6. How are payments made?

You can use your PayPal balance or your credit card. **You do not need a PayPal account to make payment via credit card.**

All campaigns are **monthly subscriptions**. You will go on to a Paypal subscription to ensure you lock in your campaign.

If you wish to cancel a campaign at any time you may contact us or cancel your subscription manually at PayPal.com.

Please note there are **no refunds on campaign packages already paid for and delivered** regardless of performance. Of course if there are technical problems or in exceptional circumstances a refund may be considered at our discretion.

You will be billed by Flynn Media.

HOW TO GET STARTED

Simply click on the link below and you'll be up and running in 3 Easy Steps...

 <http://www.securityguardtraininghq.com/rates> 

If you have any questions, please email us at:

advertising@securityguardtraininghq.com